

Election Summary Report
 PRIMARY ELECTION - TUESDAY, AUGUST 6, 2024
 ANDREW COUNTY, MISSOURI
 Election Results
 Unofficial Results

Date: 8/6/2024
 Time: 8:21:30 PM CDT
 Page 1/5

Registered Voters 12,992 - Total Ballots 3,295 : 25.36%

12 of 12 Precincts Reporting 100.00%

| Party Distribution | | |
|---------------------|-------|---------|
| Number of Precincts | 12 | |
| Precincts Reporting | 12 | 100.00% |
| Total Ballots | 3,295 | |
| NON-PARTISAN | 19 | 0.58% |
| REPUBLICAN PARTY | 2,759 | 83.73% |
| DEMOCRATIC PARTY | 510 | 15.48% |
| LIBERTARIAN PARTY | 7 | 0.21% |


| LIEUTENANT GOVERNOR (REPUBLICAN PARTY) | | |
|---|-------|---------|
| Number of Precincts | 12 | |
| Precincts Reporting | 12 | 100.00% |
| Vote For 1 | | |
| Total Votes | 2,502 | |
| HOLLY REHDER | 458 | 18.31% |
| DAVE WASINGER | 507 | 20.26% |
| LINCOLN HOUGH | 1,114 | 44.52% |
| PAUL BERRY III | 60 | 2.40% |
| TIM BAKER | 218 | 8.71% |
| MATTHEW E. PORTER | 145 | 5.80% |

| US SENATOR (REPUBLICAN PARTY) | | |
|----------------------------------|-------|---------|
| Number of Precincts | 12 | |
| Precincts Reporting | 12 | 100.00% |
| Vote For 1 | | |
| Total Votes | 2,299 | |
| JOSH HAWLEY | 2,299 | 100.00% |

| SECRETARY OF STATE (REPUBLICAN PARTY) | | |
|--|-------|---------|
| Number of Precincts | 12 | |
| Precincts Reporting | 12 | 100.00% |
| Vote For 1 | | |
| Total Votes | 2,479 | |
| VALENTINA GOMEZ | 168 | 6.78% |
| SHANE SCHOELLER | 246 | 9.92% |
| DENNY HOSKINS | 411 | 16.58% |
| ADAM J. SCHWADRON | 284 | 11.46% |
| JAMIE CORLEY | 139 | 5.61% |
| DEAN PLOCHER | 555 | 22.39% |
| MARY ELIZABETH COLEMAN | 312 | 12.59% |
| MIKE CARTER | 364 | 14.68% |

| GOVERNOR (REPUBLICAN PARTY) | | |
|--------------------------------|-------|---------|
| Number of Precincts | 12 | |
| Precincts Reporting | 12 | 100.00% |
| Vote For 1 | | |
| Total Votes | 2,706 | |
| DARRELL LEON McCLANAHAN III | 17 | 0.63% |
| JEREMY GUNDEL | 4 | 0.15% |
| BILL EIGEL | 706 | 26.09% |
| ROBERT JAMES OLSON | 6 | 0.22% |
| JOHN R. (JAY) ASHCROFT | 607 | 22.43% |
| MIKE KEHOE | 1,282 | 47.38% |
| CHRIS WRIGHT | 28 | 1.03% |
| DARREN L GRANT | 6 | 0.22% |
| AMBER THOMSEN | 50 | 1.85% |

| STATE TREASURER (REPUBLICAN PARTY) | | |
|---------------------------------------|-------|---------|
| Number of Precincts | 12 | |
| Precincts Reporting | 12 | 100.00% |
| Vote For 1 | | |
| Total Votes | 2,530 | |
| CODY SMITH | 329 | 13.00% |
| ANDREW KOENIG | 455 | 17.98% |
| LORI ROOK | 448 | 17.71% |
| VIVEK MALEK | 1,033 | 40.83% |
| TINA GOODRICK | 236 | 9.33% |
| KARAN PUJJI | 29 | 1.15% |



Registered Voters 12,992 - Total Ballots 3,295 : 25.36%

12 of 12 Precincts Reporting 100.00%

| | | |
|--|-------|---------|
| ATTORNEY GENERAL (REPUBLICAN PARTY) | | |
| Number of Precincts | 12 | |
| Precincts Reporting | 12 | 100.00% |
| Vote For 1 | | |
| Total Votes | 2,515 | |
| WILL SCHARF | 1,026 | 40.80% |
| ANDREW BAILEY | 1,489 | 59.20% |

| | | |
|--|-------|---------|
| CIRCUIT JUDGE CIRCUIT 5 DIVISION 3 (REPUBLICAN PARTY) | | |
| Number of Precincts | 12 | |
| Precincts Reporting | 12 | 100.00% |
| Vote For 1 | | |
| Total Votes | 2,657 | |
| MONICA MORREY | 1,448 | 54.50% |
| TERRY WHITE | 1,209 | 45.50% |

| | | |
|--|-------|---------|
| US REPRESENTATIVE DISTRICT 6 (REPUBLICAN PARTY) | | |
| Number of Precincts | 12 | |
| Precincts Reporting | 12 | 100.00% |
| Vote For 1 | | |
| Total Votes | 2,656 | |
| FREDDIE GRIFFIN JR | 170 | 6.40% |
| BRANDON KLEINMEYER | 217 | 8.17% |
| SAM GRAVES | 2,210 | 83.21% |
| WELDON WRAY WOODWARD | 59 | 2.22% |

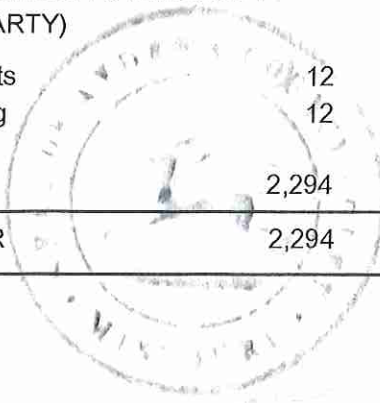
| | | |
|--|-------|---------|
| EAST DISTRICT COMMISSIONER (REPUBLICAN PARTY) | | |
| Number of Precincts | 8 | |
| Precincts Reporting | 8 | 100.00% |
| Vote For 1 | | |
| Total Votes | 1,393 | |
| FRITZ HEGEMAN | 1,003 | 72.00% |
| KEVIN G. HAYWOOD SR | 390 | 28.00% |

| | | |
|---|-------|---------|
| STATE REPRESENTATIVE DISTRICT 9 (REPUBLICAN PARTY) | | |
| Number of Precincts | 12 | |
| Precincts Reporting | 12 | 100.00% |
| Vote For 1 | | |
| Total Votes | 2,433 | |
| DEAN A VanSCHOIACK | 2,433 | 100.00% |

| | | |
|--|-------|---------|
| WEST DISTRICT COMMISSIONER (REPUBLICAN PARTY) | | |
| Number of Precincts | 5 | |
| Precincts Reporting | 5 | 100.00% |
| Vote For 1 | | |
| Total Votes | 1,177 | |
| PATRICK TURNER | 401 | 34.07% |
| GARY D. BAUMANN | 577 | 49.02% |
| DARREL D. BUTCHER | 199 | 16.91% |

| | | |
|--|-------|---------|
| CIRCUIT JUDGE CIRCUIT 5 DIVISION 1 (REPUBLICAN PARTY) | | |
| Number of Precincts | 12 | |
| Precincts Reporting | 12 | 100.00% |
| Vote For 1 | | |
| Total Votes | 2,294 | |
| KATE SCHAEFER | 2,294 | 100.00% |

| | | |
|---------------------------------------|-------|---------|
| SHERIFF (REPUBLICAN PARTY) | | |
| Number of Precincts | 12 | |
| Precincts Reporting | 12 | 100.00% |
| Vote For 1 | | |
| Total Votes | 2,450 | |
| GRANT GILLETT | 2,450 | 100.00% |



Election Summary Report
 PRIMARY ELECTION - TUESDAY, AUGUST 6, 2024
 ANDREW COUNTY, MISSOURI
 Election Results
 Unofficial Results

Date: 8/6/2024
 Time: 8:21:30 PM CDT
 Page 3/5

Registered Voters 12,992 - Total Ballots 3,295 : 25.36%

12 of 12 Precincts Reporting 100.00%

| | | |
|--|-------|---------|
| ASSESSOR (REPUBLICAN PARTY) | | |
| Number of Precincts | 12 | |
| Precincts Reporting | 12 | 100.00% |
| Vote For 1 | | |
| Total Votes | 2,387 | |
| PAUL GARRISON | 2,387 | 100.00% |

| | | |
|--|-----|---------|
| US SENATOR (DEMOCRATIC PARTY) | | |
| Number of Precincts | 12 | |
| Precincts Reporting | 12 | 100.00% |
| Vote For 1 | | |
| Total Votes | 492 | |
| KARLA MAY | 148 | 30.08% |
| DECEMBER L. HARMON | 37 | 7.52% |
| LUCAS KUNCE | 298 | 60.57% |
| MITA BISWAS | 9 | 1.83% |

| | | |
|---------------------------------------|-------|---------|
| CORONER (REPUBLICAN PARTY) | | |
| Number of Precincts | 12 | |
| Precincts Reporting | 12 | 100.00% |
| Vote For 1 | | |
| Total Votes | 2,295 | |
| DOUG JOHNSON | 2,295 | 100.00% |


| | | |
|--|-----|---------|
| GOVERNOR (DEMOCRATIC PARTY) | | |
| Number of Precincts | 12 | |
| Precincts Reporting | 12 | 100.00% |
| Vote For 1 | | |
| Total Votes | 499 | |
| ERIC MORRISON | 57 | 11.42% |
| CRYSTAL QUADE | 184 | 36.87% |
| SHERYL GLADNEY | 28 | 5.61% |
| HOLLIS L LASTER | 10 | 2.00% |
| MIKE HAMRA | 220 | 44.09% |

| | | |
|--|-------|---------|
| SURVEYOR (REPUBLICAN PARTY) | | |
| Number of Precincts | 12 | |
| Precincts Reporting | 12 | 100.00% |
| Vote For 1 | | |
| Total Votes | 2,296 | |
| FRANKLIN SHANE TERHUNE | 2,296 | 100.00% |

| | | |
|---|-----|---------|
| LIEUTENANT GOVERNOR (DEMOCRATIC PARTY) | | |
| Number of Precincts | 12 | |
| Precincts Reporting | 12 | 100.00% |
| Vote For 1 | | |
| Total Votes | 478 | |
| RICHARD BROWN | 311 | 65.06% |
| ANASTASIA SYES | 167 | 34.94% |

| | | |
|--|-------|---------|
| PUBLIC ADMINISTRATOR (REPUBLICAN PARTY) | | |
| Number of Precincts | 12 | |
| Precincts Reporting | 12 | 100.00% |
| Vote For 1 | | |
| Total Votes | 2,286 | |
| GARY CHAMBERS | 2,286 | 100.00% |

| | | |
|--|-----|---------|
| SECRETARY OF STATE (DEMOCRATIC PARTY) | | |
| Number of Precincts | 12 | |
| Precincts Reporting | 12 | 100.00% |
| Vote For 1 | | |
| Total Votes | 479 | |
| MONIQUE WILLIAMS | 170 | 35.49% |
| BARBARA PHIFER | 175 | 36.53% |
| HALEY JACOBSON | 134 | 27.97% |



Registered Voters 12,992 - Total Ballots 3,295 : 25.36%

12 of 12 Precincts Reporting 100.00%

| | | |
|---|-----|---------|
| STATE TREASURER (DEMOCRATIC PARTY) | | |
| Number of Precincts | 12 | |
| Precincts Reporting | 12 | 100.00% |
| Vote For 1 | | |
| Total Votes | 458 | |
| MARK OSMACK | 458 | 100.00% |

| | | |
|---|----|---------|
| US SENATOR (LIBERTARIAN PARTY) | | |
| Number of Precincts | 12 | |
| Precincts Reporting | 12 | 100.00% |
| Vote For 1 | | |
| Total Votes | 4 | |
| W.C. YOUNG | 4 | 100.00% |

| | | |
|--|-----|---------|
| ATTORNEY GENERAL (DEMOCRATIC PARTY) | | |
| Number of Precincts | 12 | |
| Precincts Reporting | 12 | 100.00% |
| Vote For 1 | | |
| Total Votes | 455 | |
| ELAD JONATHAN GROSS | 455 | 100.00% |

| | | |
|---|----|---------|
| GOVERNOR (LIBERTARIAN PARTY) | | |
| Number of Precincts | 12 | |
| Precincts Reporting | 12 | 100.00% |
| Vote For 1 | | |
| Total Votes | 5 | |
| BILL SLANTZ | 5 | 100.00% |

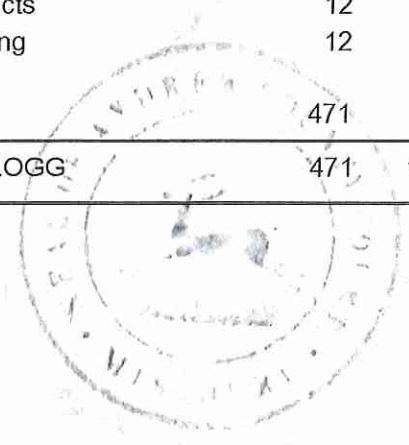
| | | |
|--|-----|---------|
| US REPRESENTATIVE DISTRICT 6 (DEMOCRATIC PARTY) | | |
| Number of Precincts | 12 | |
| Precincts Reporting | 12 | 100.00% |
| Vote For 1 | | |
| Total Votes | 478 | |
| RICH GOLD | 132 | 27.62% |
| PAM MAY | 346 | 72.38% |

| | | |
|--|----|---------|
| LIEUTENANT GOVERNOR (LIBERTARIAN PARTY) | | |
| Number of Precincts | 12 | |
| Precincts Reporting | 12 | 100.00% |
| Vote For 1 | | |
| Total Votes | 4 | |
| KEN IVERSON | 4 | 100.00% |

| | | |
|--|-----|---------|
| CIRCUIT JUDGE CIRCUIT 5 DIVISION 4 (DEMOCRATIC PARTY) | | |
| Number of Precincts | 12 | |
| Precincts Reporting | 12 | 100.00% |
| Vote For 1 | | |
| Total Votes | 471 | |
| DANIEL F. KELLOGG | 471 | 100.00% |

| | | |
|---|----|---------|
| SECRETARY OF STATE (LIBERTARIAN PARTY) | | |
| Number of Precincts | 12 | |
| Precincts Reporting | 12 | 100.00% |
| Vote For 1 | | |
| Total Votes | 5 | |
| CARL HERMAN FREESE | 5 | 100.00% |

| | | |
|--|----|---------|
| STATE TREASURER (LIBERTARIAN PARTY) | | |
| Number of Precincts | 12 | |
| Precincts Reporting | 12 | 100.00% |
| Vote For 1 | | |
| Total Votes | 5 | |
| JOHN A. HARTWIG, JR. | 5 | 100.00% |



Election Summary Report
PRIMARY ELECTION - TUESDAY, AUGUST 6, 2024
ANDREW COUNTY, MISSOURI
Election Results
Unofficial Results

Date: 8/6/2024
Time: 8:21:30 PM CDT
Page 5/5

Registered Voters 12,992 - Total Ballots 3,295 : 25.36%

12 of 12 Precincts Reporting 100.00%

ATTORNEY GENERAL
(LIBERTARIAN PARTY)

| | | |
|---------------------|----|---------|
| Number of Precincts | 12 | |
| Precincts Reporting | 12 | 100.00% |
| Vote For 1 | | |
| Total Votes | 4 | |

| | | |
|---------------|---|---------|
| RYAN L. MUNRO | 4 | 100.00% |
|---------------|---|---------|

US REPRESENTATIVE DISTRICT 6
(LIBERTARIAN PARTY)

| | | |
|---------------------|----|---------|
| Number of Precincts | 12 | |
| Precincts Reporting | 12 | 100.00% |
| Vote For 1 | | |
| Total Votes | 5 | |

| | | |
|---------------|---|---------|
| ANDY MAIDMENT | 5 | 100.00% |
|---------------|---|---------|

CONSTITUTIONAL AMENDMENT NO. 1

| | | |
|---------------------|-------|---------|
| Number of Precincts | 12 | |
| Precincts Reporting | 12 | 100.00% |
| Total Votes | 3,161 | |

| | | |
|-----|-------|--------|
| YES | 1,317 | 41.66% |
| NO | 1,844 | 58.34% |

CONSTITUTIONAL AMENDMENT NO. 4

| | | |
|---------------------|-------|---------|
| Number of Precincts | 12 | |
| Precincts Reporting | 12 | 100.00% |
| Total Votes | 3,153 | |

| | | |
|-----|-------|--------|
| YES | 1,838 | 58.29% |
| NO | 1,315 | 41.71% |

